



**Acoustic enclosures**  
for heat pump and air conditioning systems

**CATALOG**

## TABLE OF CONTENTS

### Page

<b>1 Solflex GmbH</b>	03
<b>2 Measurement method</b>	04
<b>3 Acoustic housing</b>	06
horizontal air discharge	06
HD 6 dB(A)	06
HW 7 dB(A)	08
HC 10 dB(A)	10
HM 13 dB(A)	14
QH 13 dB(A)	16
HCS 14 dB(A)	18
SQH 17 dB(A)	24
SHC 18 dB(A)	26
H 18 dB(A)	28
XH 20 dB(A)	30
vertical air discharge	
V 19 dB(A)	32
XV 23 dB(A)	34
SQV 25 dB(A)	36
XQV 28 dB(A)	38
<b>4 Sound attenuator</b>	40
Splitter sound attenuator	40
Circular silencer	41
Modular silencer	41
<b>5 Acoustic screens</b>	42
50mm	42
90mm	43
100mm	44
<b>6 Further products</b>	46
Acoustic louvres	46
Custom made	47

### Annotation

All list prices are available on [www.solflex.eu](http://www.solflex.eu).

All previous price lists lose their validity. Our current terms and conditions apply (available on [www.solflex.eu](http://www.solflex.eu)). Printing errors or changes are reserved.

For questions on product selection, please contact your Solflex Area Manager.

## SOLFLEX GMBH

### Acoustic enclosures

Solflex GmbH is developer of high-quality sound insulation solutions and distribute these directly to air-conditioning and refrigeration installation companies, as well as to manufacturers and their subsidiaries of air conditioning systems, heat pumps or condensing units, **throughout Europe**.

Of course, we are also available to assist engineering offices, consultants, architects as well as private and commercial building owners and plant operators.

Solflex acoustic housings have been developed by us to reduce the sound emissions of refrigeration, air-conditioning and heat pump units, without limiting functionality, to negligible soundlevels for neighbors and residents.

In addition to the comprehensible and effective sound emission reduction, the acoustic hoods also offer protection against weathering and mechanical damage.

Solflex acoustic enclosures have the highest quality standards, are manufactured at European production sites, are tested to the highest quality and certified by independent testing institutes.




Every single product leaves our house after a strict quality control.



## MEASUREMENT METHOD

### according to DIN EN ISO 3744

The sound insulation performance of our acoustic enclosures was measured by an **independent laboratory**, according to **DIN EN ISO 3744**.



#### Measurement method

- **Sound power measurement (MP1)**  
of the calibrated reference sound source over a spherical envelope with 12 microphones.  
**Acoustic data:**  
Class 2 according to DIN EN ISO 3744, as third octave spectrum and octave spectrum.
- **Sound power measurement (MP2)**  
of the Solflex acoustic enclosure with reference sound source inside the acoustic housing over a spherical envelope with 12 microphones.  
**Acoustic data:**  
Class 2 according to DIN EN ISO 3744, as third octave spectrum and octave spectrum.



**MP1 – MP2 = sound level reduction by acoustic housing**

#### Annotation

The measurement tolerance of **+/- 1.5 dB(A)** or tolerance range of **3 dB(A)** according to **DIN EN ISO 3744** was not taken in consideration and we publish only the minimum sound level reduction values.



## ACOUSTIC HOUSING

### horizontal air discharge

# HD 6 dB(A)

Acoustic enclosure **up to 6 dB(A)**  
sound reduction, measured according  
to **DIN EN ISO 3744**


- Designed to reduce the noise emissions of refrigeration, air conditioners and heat pumps without compromising functionality
- Ingenious intake and exhaust air separation for optimum efficiency of the built-in outdoor unit
- Service and maintenance access possible
- Protection against the weather and vandalism
- Can be adapted in colour to the environment

### Sound insulation HD acoustic housing

Frequency (Hz)	63	125	250	500	1000	2000	4000	8000	16000
Sound insulation dB(A)	2,0	1,0	1,0	4,0	5,0	7,0	10,0	10,0	11,0

### MP1 – MP2 = sound level reduction by acoustic housing\*

The difference between the two measurements is the sound level reduction of the acoustic housing.




### Pressure drop HD acoustic cabin\*\*

**Lowest pressure drop** over the special acoustic grid with the same airflow direction of the installed outdoor

m³/h	1500	2000	2500	3000	3500	4000	4500	5000	5500
HD100 (Pa)	5	5	6	7	7	10	12	15	18
m³/h	5500	6000	6500	7000	7500	8000	8500	9000	9500
HD200 (Pa)	7	7	8	9	11	12	13	15	16



### Easy installation



Detailed installation manual available on [www.solflex.eu](http://www.solflex.eu)

Solflex Type	Version	Housing dimensions H x W x D [mm]	Weight [kg]	Max. dimensions for installation* H x W x D [mm]
<b>Principle: rear intake, front exhaust</b>				
HD100NP	RAL7021 black grey	1155 x 1385 x 1100	40	1020 x 1050 x 460
HDY100NP		1400 x 1385 x 1100	43	1260 x 1050 x 460
HD200NP		1880 x 1385 x 1100	48	1740 x 1050 x 460
HDS100NP	RAL9006 white aluminium, RAL7021 black grey	1155 x 1385 x 1100	40	1020 x 1050 x 460
HDSY100NP		1400 x 1385 x 1100	43	1260 x 1050 x 460
HDS200NP		1880 x 1385 x 1100	48	1740 x 1050 x 460
HDG100NP	RAL6020 chrome green, RAL7021 black grey	1155 x 1385 x 1100	40	1020 x 1050 x 460
HDGY100NP		1400 x 1385 x 1100	43	1260 x 1050 x 460
HDG200NP		1880 x 1385 x 1100	48	1740 x 1050 x 460
HDB100NP	RAL8003 clay brown, RAL7021 black grey	1155 x 1385 x 1100	40	1020 x 1050 x 460
HDBY100NP		1400 x 1385 x 1100	43	1260 x 1050 x 460
HDB200NP		1880 x 1385 x 1100	48	1740 x 1050 x 460
HDCustom100NP	RAL by choice, RAL7021 black grey	1155 x 1385 x 1100	40	1020 x 1050 x 460
HDCustomY100NP		1400 x 1385 x 1100	43	1260 x 1050 x 460
HDCustom200NP		1880 x 1385 x 1100	48	1740 x 1050 x 460

### Options

<b>HD100 Recirculation Plate</b>	Closed air separation board for on-site adaptation to the existing outdoor unit
<b>HDY100 Recirculation Plate</b>	Closed air separation board for on-site adaptation to the existing outdoor unit
<b>HD200 Recirculation Plate</b>	Closed air separation board for on-site adaptation to the existing outdoor unit
<b>HD Feet</b>	Base frame for outdoor unit
<b>HD Drain Pan</b>	Condensate tray made of aluminium, including temperature-controlled electronic condensate tray heating, leaf retention grid and oil separator
<b>HD Transport EU</b>	DAP delivery at place within EU (main land) without installation; not discountable

## ACOUSTIC HOUSING

### horizontal air discharge

# HW 7 dB(A)

Acoustic enclosure **up to 7 dB(A)**  
sound reduction, measured according  
to **DIN EN ISO 3744**

- Designed to reduce the noise emissions of refrigeration, air conditioners and heat pumps without compromising functionality
- Ingenious intake and exhaust air separation for optimum efficiency of the built-in outdoor unit
- Service and maintenance access possible
- Protection against the weather and vandalism

#### Sound insulation HW acoustic housing

Frequency (Hz)	63	125	250	500	1000	2000	4000	8000	16000
Sound insulation dB(A)	2,0	0,0	1,0	7,0	10,0	13,0	17,0	14,0	16,0

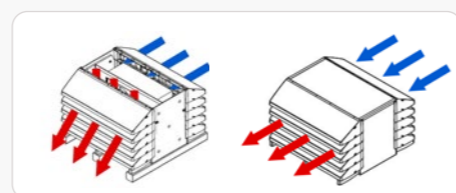
#### MP1 – MP2 = sound level reduction by acoustic housing\*

The difference between the two measurements is the sound level reduction of the acoustic housing.



#### Pressure drop HW acoustic cabin\*\*

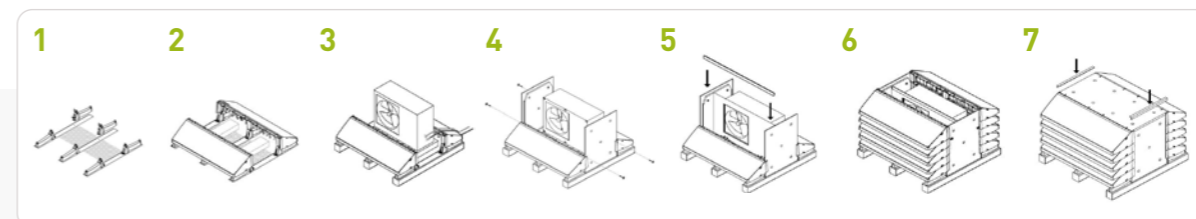
**Lowest pressure drop** over the special  
acoustic grid with the same airflow direction  
of the installed outdoor



m³/h	1500	2000	2500	3000	3500	4000	4500	5000	5500
HWY100 (Pa)	5	5	6	7	7	10	12	15	18
m³/h	5500	6000	6500	7000	7500	8000	8500	9000	9500
HW200 (Pa)	7	7	8	9	11	12	13	15	16



#### Easy installation



Detailed installation manual available on [www.solflex.eu](http://www.solflex.eu)

Solflex Type	Version	Housing dimensions H x W x D [mm]	Weight [kg]	Max. dimensions for installation* H x W x D [mm]
<b>Principle: rear intake, front exhaust</b>				
HW100NP	Black plastic	758 x 1165 x 1200	50	655 x 1060 x 490
HWY100NP		1002 x 1165 x 1200	70	900 x 1060 x 490
HW200NP		1489 x 1165 x 1200	90	1390 x 1060 x 490
HWY200NP		1733 x 1165 x 1200	110	1650 x 1060 x 490

#### Options

<b>HW Transport EU</b>	DAP delivery at place within EU (main land) without installation; not discountable
------------------------	--



## ACOUSTIC HOUSING

### horizontal air discharge

# HC 10 dB(A)

Acoustic enclosure **up to 10 dB(A)**  
sound reduction, measured according  
to **DIN EN ISO 3744**




- Designed to reduce the noise emissions of refrigeration, air conditioners and heat pumps without compromising functionality
- Ingenious intake and exhaust air separation for optimum efficiency of the built-in outdoor unit
- Service and maintenance access possible
- Protection against the weather and vandalism
- Can be adapted in colour to the environment

#### Sound insulation HC acoustic housing

Frequency (Hz)	63	125	250	500	1000	2000	4000	8000	16000
Sound insulation dB(A)	0,0	2,0	3,8	6,5	12,3	15,1	14,5	13,5	13,4

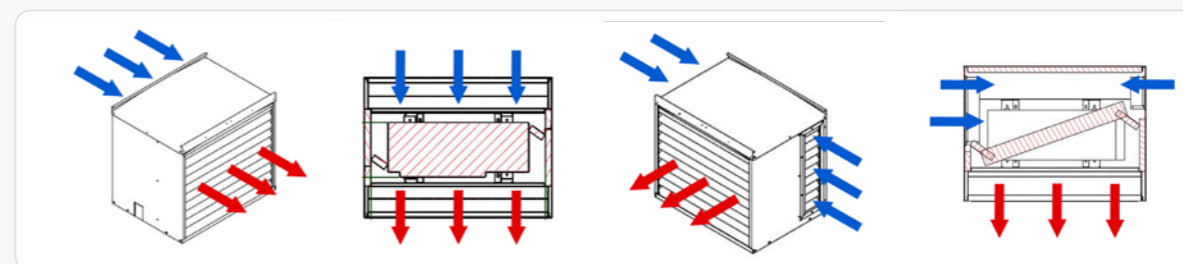
#### MP1 – MP2 = sound level reduction by acoustic housing\*

The difference between the two measurements  
is the sound level reduction of the acoustic housing.



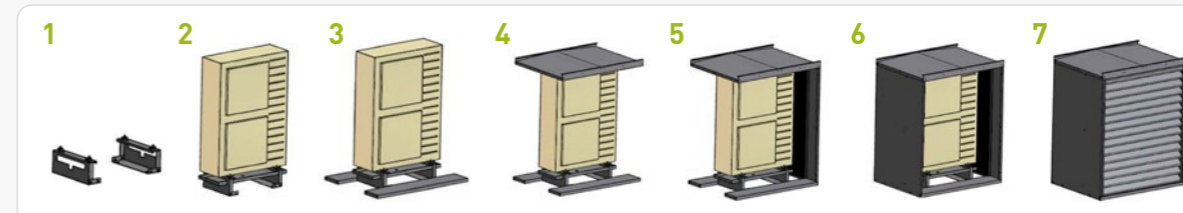
#### Pressure drop HC acoustic cabin

**Lowest pressure drop** over the special acoustic grid with  
the same airflow direction of the installed outdoor



m³/h	1500	2000	2500	3000	3500	4000	4500	5000	5500
HC100 (Pa)	5	5	6	7	7	10	12	15	18
m³/h	5500	6000	6500	7000	7500	8000	8500	9000	9500
HC200 (Pa)	7	7	8	9	11	12	13	15	16

#### Easy installation



Detailed installation manual available on [www.solflex.eu](http://www.solflex.eu)

**Suitable for wall mounting!**



HC 10 dB(A)

Solflex Type	Version	Housing dimensions H x W x D [mm]	Weight [kg]	Max. dimensions for installation* H x W x D [mm]
Principle: rear intake, front exhaust				
HC100NP	Magnelis	1080 x 1210 x 910	130	1010 x 1100 x 450
HCY100NP		1280 x 1210 x 910	150	1210 x 1100 x 450
HC200NP		1620 x 1210 x 910	190	1550 x 1100 x 450
HCY200NP		1820 x 1210 x 910	210	1750 x 1100 x 450
HC100NPVI		1080 x 1400 x 1150	160	1010 x 1250 x 700
HCY100NPVI		1280 x 1400 x 1150	190	1210 x 1250 x 700
HC200NPVI		1680 x 1400 x 1150	220	1610 x 1250 x 700
HCY200NPVI		1880 x 1400 x 1150	240	1810 x 1250 x 700

Mounting accessories

HCFEETS	Obligatory feet (H x W x D: 90 x 115 x 450mm) for mounting acoustic housing and outdoor unit (H <sub>max</sub> : HC100 → 900mm / HCY100 → 1100mm / HC200 → 1440mm / HCY200 → 1640mm); incl. 4 rubber dampers Silentblock Ø30 H20 and prepared for the integration of the condensate tray (HCDRAINPAN) in the foot construction; powder-coated in RAL9006 white aluminium
HCFEETM	Obligatory feet (H x W x D: 190 x 115 x 450mm) for mounting acoustic housing and outdoor unit (H <sub>max</sub> : HC100 → 800mm / HCY100 → 1000mm / HC200 → 1340mm / HCY200 → 1540mm); incl. 4 rubber dampers Silentblock Ø30 H20 and prepared for the integration of the condensate tray (HCDRAINPAN) in the foot construction; powder-coated in RAL9006 white aluminium
HCFEETL	Obligatory feet (H x W x D: 290 x 115 x 450mm) for mounting acoustic housing and outdoor unit (H <sub>max</sub> : HC100 → 700mm / HCY100 → 900mm / HC200 → 1240mm / HCY200 → 1440mm); incl. 4 rubber dampers Silentblock Ø30 H20 and prepared for the integration of the condensate tray (HCDRAINPAN) in the foot construction; powder-coated in RAL9006 white aluminium
HCFIXBEAM	Obligatory beam (H x W x D: 3 x 115 x 450mm) to fix the acoustic housing to the fundament; compatible to outdoor units with H <sub>max</sub> : HC100 → 1010mm / HCY100 → 1210mm / HC200 → 1550mm / HCY200 → 1750mm; powder-coated in RAL9006 white aluminium
HCFEETSVI	Obligatory feet (H x W x D: 90 x 115 x 700mm) for mounting acoustic housing and outdoor unit (H <sub>max</sub> : HC100_VI → 900mm / HCY100_VI → 1100mm / HC200_VI → 1500mm / HCY200_VI → 1700mm); incl. 4 rubber dampers Silentblock Ø30 H20 and prepared for the integration of the condensate tray (HCDRAINPANVI) in the foot construction; powder-coated in RAL9006 white aluminium
HCFEETMVI	Obligatory feet (H x W x D: 190 x 115 x 700mm) for mounting acoustic housing and outdoor unit (H <sub>max</sub> : HC100_VI → 800mm / HCY100_VI → 1000mm / HC200_VI → 1400mm / HCY200_VI → 1600mm); incl. 4 rubber dampers Silentblock Ø30 H20 and prepared for the integration of the condensate tray (HCDRAINPANVI) in the foot construction; powder-coated in RAL9006 white aluminium
HCFEETLVI	Obligatory feet (H x W x D: 290 x 115 x 700mm) for mounting acoustic housing and outdoor unit (H <sub>max</sub> : HC100_VI → 700mm / HCY100_VI → 900mm / HC200_VI → 1300mm / HCY200_VI → 1500mm); incl. 4 rubber dampers Silentblock Ø30 H20 and prepared for the integration of the condensate tray (HCDRAINPANVI) in the foot construction; powder-coated in RAL9006 white aluminium
HCFIXBEAMVI	Obligatory beam (H x W x D: 3 x 115 x 700mm) to fix the acoustic housing to the fundament; compatible to outdoor units with H <sub>max</sub> : HC100_VI → 1010mm / HCY100_VI → 1210mm / HC200_VI → 1610mm / HCY200_VI → 1810mm; powder-coated in RAL9006 white aluminium

Solflex Type	Version	Housing dimensions H x W x D [mm]	Weight [kg]	Max. dimensions for installation* H x W x D [mm]
Principle: rear intake, front exhaust				
HC100NPSA	Magnelis	1080 x 1210 x 910	130	1010 x 1000 x 450
HCY100NPSA		1280 x 1210 x 910	150	1210 x 1000 x 450
HC200NPSA		1620 x 1210 x 910	190	1550 x 1000 x 450
HCY200NPSA		1820 x 1210 x 910	210	1750 x 1000 x 450
HC100NPSAVI		1080 x 1400 x 1150	160	1010 x 1150 x 700
HCY100NPSAVI		1280 x 1400 x 1150	190	1210 x 1150 x 700
HC200NPSAVI		1680 x 1400 x 1150	220	1610 x 1150 x 700
HCY200NPSAVI		1880 x 1400 x 1150	240	1810 x 1150 x 700

Options

HCBOTTOMPLATE	Sound attenuated base plate to mount the acousting housing on e.g. when standing onto metal grid base
HCSEPPLATE	Custom made plate with acoustic foam in order to close the gap (> 100mm) to prevent recirculation of air between outdoor unit top and acoustic housing; to be modified on site during the installation
HCSEP100	Acoustic foam part in order to close the gap (< 100mm) to prevent recirculation of air between outdoor unit top and acoustic housing; to be modified on site during the installation
HCDRAINPAN	Condensate tray made of aluminum, including temperature-controlled electronic condensate tray heating, leaf retention grid and oil separator
HCWMS	Option for wall mounting incl. brackets and sound attenuated bottom plate, load capacity suitable for both, acoustic cabin and outdoor unit
HCRALCUSTOM	Painted in custom RAL colour
HCBOTTOMPLATEVI	Sound attenuated base plate to mount the acousting housing on e.g. when standing onto metal grid base
HCSEPPLATEVI	Custom made plate with acoustic foam in order to close the gap (> 100mm) to prevent recirculation of air between outdoor unit top and acoustic housing; to be modified on site during the installation
HCSEP100VI	Acoustic foam part in order to close the gap (< 100mm) to prevent recirculation of air between outdoor unit top and acoustic housing; to be modified on site during the installation
HCDRAINPANVI	Condensate tray made of aluminum, including temperature-controlled electronic condensate tray heating, leaf retention grid and oil separator
HCWMSVI	Option for wall mounting incl. brackets and sound attenuated bottom plate, load capacity suitable for both, acoustic cabin and outdoor unit
HCRALCUSTOMVI	Painted in custom RAL colour
HCTRANSPORTEU	DAP delivery at place within EU with bulk transport; not discountable
HCTransportCH	DDP delivery at place within Switzerland with bulk transport; not discountable

\* The dimensions of the outdoor unit to be installed must be checked individually. For details, refer to the installation manual.  
List prices available on [www.solflex.eu](http://www.solflex.eu)

\* The dimensions of the outdoor unit to be installed must be checked individually. For details, refer to the installation manual.  
List prices available on [www.solflex.eu](http://www.solflex.eu)

## ACOUSTIC HOUSING

### horizontal air discharge

# HM 13 dB(A)

Acoustic enclosure **up to 13 dB(A)**  
sound reduction, measured according  
to **DIN EN ISO 3744**

- Designed to reduce the noise emissions of refrigeration, air conditioners and heat pumps without compromising functionality
- Ingenious intake and exhaust air separation for optimum efficiency of the built-in outdoor unit
- Service and maintenance access possible
- Protection against the weather and vandalism

#### Sound insulation HM acoustic housing

Frequency (Hz)	63	125	250	500	1000	2000	4000	8000	16000
Sound insulation dB(A)	1,0	1,0	5,0	14,0	18,0	14,0	15,0	16,0	18,0

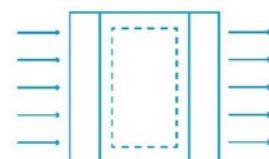
#### MP1 – MP2 = sound level reduction by acoustic housing\*

The difference between the two measurements is the sound level reduction of the acoustic housing.



#### Pressure drop HM acoustic cabin\*\*

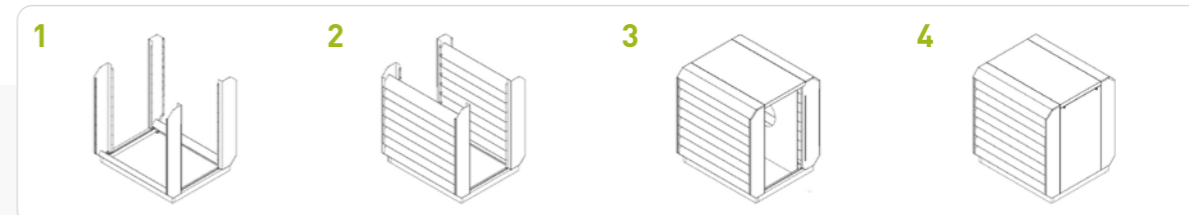
**Lowest pressure drop** over the special acoustic grid with the same airflow direction of the installed outdoor



m³/h	1500	2000	2500	3000	3500	4000	4500	5000	5500
HM100 (Pa)	5	5	6	7	7	10	12	15	18
m³/h	5500	6000	6500	7000	7500	8000	8500	9000	9500
HM200 (Pa)	7	7	8	9	11	12	13	15	16



#### Easy installation



Detailed installation manual available on [www.solflex.eu](http://www.solflex.eu)

Solflex Type	Version	Housing dimensions H x W x D [mm]	Weight [kg]	Max. dimensions for installation* H x W x D [mm]
<b>Principle: rear intake, front exhaust</b>				
HM100NP	Galvanized steel	1060 x 1200 x 1250	123	990 x 1060 x 650
HM200NP		1420 x 1200 x 1250	159	1350 x 1060 x 650
HM200NP-L		1420 x 1400 x 1400	185	1350 x 1260 x 800
HM200NP-XL		1420 x 1600 x 1500	209	1350 x 1460 x 900
HMY200NP		1740 x 1200 x 1250	195	1670 x 1060 x 650
HMY200NP-L		1740 x 1400 x 1400	227	1670 x 1260 x 800
HMY200NP-XL		1740 x 1600 x 1500	255	1670 x 1460 x 900

#### Options

HMALCUSTOM	Painted in custom RAL colour
------------	------------------------------



## ACOUSTIC HOUSING

### horizontal air discharge

# QH 13 dB(A)

Acoustic enclosure **up to 13 dB(A)**  
sound reduction, measured according  
to **DIN EN ISO 3744**


- Designed to reduce the noise emissions of refrigeration, air conditioners and heat pumps without compromising functionality
- Ingenious intake and exhaust air separation for optimum efficiency of the built-in outdoor unit
- Service and maintenance access possible
- Protection against the weather and vandalism
- Can be adapted in colour to the environment

### Sound insulation QH acoustic housing

Frequency (Hz)	63	125	250	500	1000	2000	4000	8000	16000
Sound insulation dB(A)	2,0	4,0	6,0	15,0	15,0	14,0	15,0	14,0	13,0


### MP1 – MP2 = sound level reduction by acoustic housing\*

The difference between the two measurements is the sound level reduction of the acoustic housing.

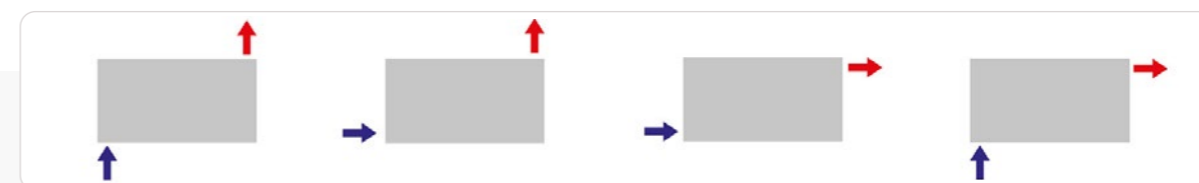


### Pressure drop QH acoustic cabin

m³/h	700	1000	1250	1600	2000	2480
QH100 (Pa)	5	10	15	25	40	60
m³/h	1200	1700	2100	2700	3400	4180
QHY100 (Pa)	5	10	15	25	40	60
m³/h	1900	2800	3450	4400	5550	6800
QH200 (Pa)	5	10	15	25	40	60



Its flexible design allows the air flow at the inlet and outlet in a plurality of directions, and thus the enlargement of applications



### Easy installation



Detailed installation manual available on [www.solflex.eu](http://www.solflex.eu)

Solflex Type	Version	Housing dimensions H x W x D [mm]	Weight [kg]	Max. dimensions for installation* H x W x D [mm]
Principle: Suction and discharge configurable on site				
QHW100NP	RAL9010 pure white	1115 x 1560 x 790	128	1035 x 800 x 350
QHWY100NP		1305 x 1950 x 1030	178	1225 x 1030 x 430
QHW200NP		1625 x 2150 x 1180	220	1545 x 1030 x 430
QHG100NP	RAL7035 light grey	1115 x 1560 x 790	128	1035 x 800 x 350
QHGY100NP		1305 x 1950 x 1030	178	1225 x 1030 x 430
QHG200NP		1625 x 2150 x 1180	220	1545 x 1030 x 430

### Options

QH100NP Wall Mounted Set	Option for wall mounted execution including wall brackets for the acoustic housing QH100NP (not for the to be built-in unit) and sound insulated bottom plate
QHY100NP Wall Mounted Set	Option for wall mounted execution including wall brackets for the acoustic housing QHY100NP (not for the to be built-in unit) and sound insulated bottom plate
QH200NP Wall Mounted Set	Option for wall mounted execution including wall brackets for the acoustic housing QH200NP (not for the to be built-in unit) and sound insulated bottom plate
QH RAL Custom	Painted in custom RAL colour
QH Transport EU	DAP delivery at place within EU with bulk transport; not discountable

## ACOUSTIC HOUSING

### horizontal air discharge

# HCS 14 dB(A)

Acoustic enclosure **up to 14 dB(A)**  
sound reduction, measured according  
to **DIN EN ISO 3744**




- Designed to reduce the noise emissions of refrigeration, air conditioners and heat pumps without compromising functionality
- Ingenious intake and exhaust air separation for optimum efficiency of the built-in outdoor unit
- Service and maintenance access possible
- Protection against the weather and vandalism
- Can be adapted in colour to the environment

### Sound insulation HCS acoustic housing

Frequency (Hz)	63	125	250	500	1000	2000	4000	8000	16000
Sound insulation dB(A)	3,0	1,0	6,0	10,0	15,0	15,0	20,0	16,0	21,0

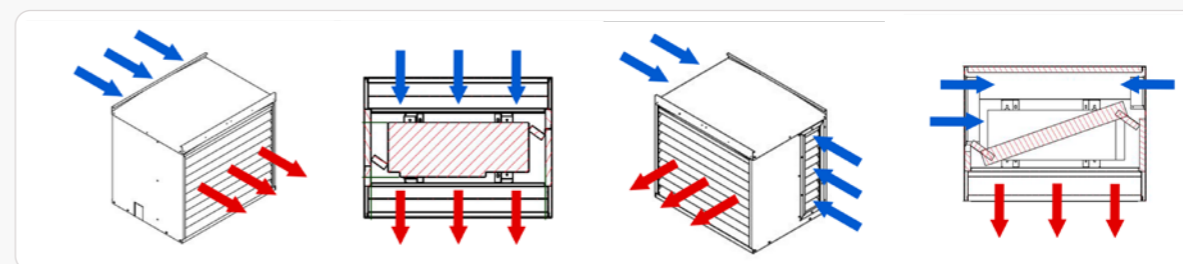
### MP1 – MP2 = sound level reduction by acoustic housing\*

The difference between the two measurements  
is the sound level reduction of the acoustic housing.



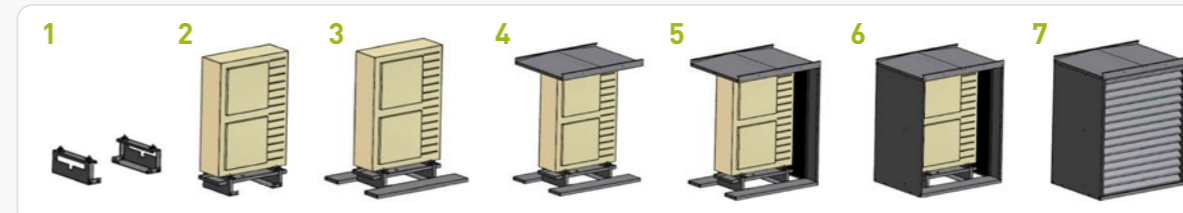
### Pressure drop HCS acoustic cabin

**Lowest pressure drop** over the special acoustic grid with  
the same airflow direction of the installed outdoor



m³/h	1500	2000	2500	3000	3500	4000	4500	5000	5500
HCS100 (Pa)	5	5	6	7	7	10	12	15	18
m³/h	5500	6000	6500	7000	7500	8000	8500	9000	9500
HCS200 (Pa)	7	7	8	9	11	12	13	15	16

### Easy installation



Detailed installation manual available on [www.solflex.eu](http://www.solflex.eu)



HCS 14 dB(A)

Solflex Type	Version	Housing dimensions H x W x D [mm]	Weight [kg]	Max. dimensions for installation* H x W x D [mm]
Principle: rear intake, front exhaust				
HCS100NP	Magnetis	1080 x 1210 x 910	140	1010 x 1100 x 450
HCSY100NP		1280 x 1210 x 910	160	1210 x 1100 x 450
HCS200NP		1620 x 1210 x 910	200	1550 x 1100 x 450
HCSY200NP		1820 x 1210 x 910	220	1750 x 1100 x 450
HCS100NPVI		1080 x 1400 x 1150	170	1010 x 1250 x 700
HCSY100NPVI		1280 x 1400 x 1150	200	1210 x 1250 x 700
HCS200NPVI		1680 x 1400 x 1150	230	1610 x 1250 x 700
HCSY200NPVI		1880 x 1400 x 1150	250	1810 x 1250 x 700
HCS100NPINOX	Satin brushed stainless steel	1080 x 1210 x 910	140	1010 x 1100 x 450
HCS200NPINOX		1620 x 1210 x 910	200	1550 x 1100 x 450
HCS100NPINOXPOL	Polished stainless steel	1080 x 1210 x 910	140	1010 x 1100 x 450
HCS200NPINOXPOL		1620 x 1210 x 910	200	1550 x 1100 x 450

Options

HCBOTTOMPLATE	Sound attenuated base plate to mount the acousting housing on e.g. when standing onto metal grid base
HCSEPPLATE	Custom made plate with acoustic foam in order to close the gap (> 100mm) to prevent recirculation of air between outdoor unit top and acoustic housing; to be modified on site during the installation
HCSEP100	Acoustic foam part in order to close the gap (< 100mm) to prevent recirculation of air between outdoor unit top and acoustic housing; to be modified on site during the installation
HCDRAINPAN	Condensate tray made of aluminum, including temperature-controlled electronic condensate tray heating, leaf retention grid and oil separator
HCWMS	Option for wall mounting incl. brackets and sound attenuated bottom plate, load capacity suitable for both, acoustic cabin and outdoor unit
HCRALCUSTOM	Painted in custom RAL colour
HCBOTTOMPLATEVI	Sound attenuated base plate to mount the acousting housing on e.g. when standing onto metal grid base

Solflex Type	Version	Housing dimensions H x W x D [mm]	Weight [kg]	Max. dimensions for installation* H x W x D [mm]
Principle: rear intake, front exhaust				
HCS100NPSA	Magnetis	1080 x 1210 x 910	140	1010 x 1000 x 450
HCSY100NPSA		1280 x 1210 x 910	160	1210 x 1000 x 450
HCS200NPSA		1620 x 1210 x 910	200	1550 x 1000 x 450
HCSY200NPSA		1820 x 1210 x 910	220	1750 x 1000 x 450
HCS100NPSAVI		1080 x 1400 x 1150	170	1010 x 1150 x 700
HCSY100NPSAVI		1280 x 1400 x 1150	200	1210 x 1150 x 700
HCS200NPSAVI		1680 x 1400 x 1150	230	1610 x 1150 x 700
HCSY200NPSAVI		1880 x 1400 x 1150	250	1810 x 1150 x 700
HCS100NPSAINOX	Satin brushed stainless steel	1080 x 1210 x 910	140	1010 x 1000 x 450
HCS200NPSAINOX		1620 x 1210 x 910	200	1550 x 1000 x 450
HCS100NPSAINOXPOL	Polished stainless steel	1080 x 1210 x 910	140	1010 x 1000 x 450
HCS200NPSAINOXPOL		1620 x 1210 x 910	200	1550 x 1000 x 450

Options

HCSEPPLATEVI	Custom made plate with acoustic foam in order to close the gap (> 100mm) to prevent recirculation of air between outdoor unit top and acoustic housing; to be modified on site during the installation
HCSEP100VI	Acoustic foam part in order to close the gap (< 100mm) to prevent recirculation of air between outdoor unit top and acoustic housing; to be modified on site during the installation
HCDRAINPANVI	Condensate tray made of aluminum, including temperature-controlled electronic condensate tray heating, leaf retention grid and oil separator
HCWMSVI	Option for wall mounting incl. brackets and sound attenuated bottom plate, load capacity suitable for both, acoustic cabin and outdoor unit
HCRALCUSTOMVI	Painted in custom RAL colour
HCTRANSPORTEU	DAP delivery at place within EU with bulk transport; not discountable
HCTRANSPORTCH	DDP delivery at place within Switzerland with bulk transport; not discountable

\* The dimensions of the outdoor unit to be installed must be checked individually. For details, refer to the installation manual.  
List prices available on [www.solflex.eu](http://www.solflex.eu)

\* The dimensions of the outdoor unit to be installed must be checked individually. For details, refer to the installation manual.  
List prices available on [www.solflex.eu](http://www.solflex.eu)

# HCS 14 dB(A)

## Mounting accessories

<b>HCFEETS</b>	Obligatory feet (H x W x D: 90 x 115 x 450mm) for mounting acoustic housing and outdoor unit (H <sub>max</sub> : HC100 → 900mm / HCY100 → 1100mm / HC200 → 1440mm / HCY200 → 1640mm); incl. 4 rubber dampers Silentblock Ø30 H20 and prepared for the integration of the condensate tray (HCDRAINPAN) in the foot construction; powder-coated in RAL9006 white aluminium
<b>HCFEETM</b>	Obligatory feet (H x W x D: 190 x 115 x 450mm) for mounting acoustic housing and outdoor unit (H <sub>max</sub> : HC100 → 800mm / HCY100 → 1000mm / HC200 → 1340mm / HCY200 → 1540mm); incl. 4 rubber dampers Silentblock Ø30 H20 and prepared for the integration of the condensate tray (HCDRAINPAN) in the foot construction; powder-coated in RAL9006 white aluminium
<b>HCFEETL</b>	Obligatory feet (H x W x D: 290 x 115 x 450mm) for mounting acoustic housing and outdoor unit (H <sub>max</sub> : HC100 → 700mm / HCY100 → 900mm / HC200 → 1240mm / HCY200 → 1440mm); incl. 4 rubber dampers Silentblock Ø30 H20 and prepared for the integration of the condensate tray (HCDRAINPAN) in the foot construction; powder-coated in RAL9006 white aluminium
<b>HCFIXBEAM</b>	Obligatory beam (H x W x D: 3 x 115 x 450mm) to fix the acoustic housing to the fundament; compatible to outdoor units with H <sub>max</sub> : HC100 → 1010mm / HCY100 → 1210mm / HC200 → 1550mm / HCY200 → 1750mm; powder-coated in RAL9006 white aluminium
<b>HCFEETSVI</b>	Obligatory feet (H x W x D: 90 x 115 x 700mm) for mounting acoustic housing and outdoor unit (H <sub>max</sub> : HC100_VI → 900mm / HCY100_VI → 1100mm / HC200_VI → 1500mm / HCY200_VI → 1700mm); incl. 4 rubber dampers Silentblock Ø30 H20 and prepared for the integration of the condensate tray (HCDRAINPANVI) in the foot construction; powder-coated in RAL9006 white aluminium
<b>HCFEETMVI</b>	Obligatory feet (H x W x D: 190 x 115 x 700mm) for mounting acoustic housing and outdoor unit (H <sub>max</sub> : HC100_VI → 800mm / HCY100_VI → 1000mm / HC200_VI → 1400mm / HCY200_VI → 1600mm); incl. 4 rubber dampers Silentblock Ø30 H20 and prepared for the integration of the condensate tray (HCDRAINPANVI) in the foot construction; powder-coated in RAL9006 white aluminium
<b>HCFEETLVI</b>	Obligatory feet (H x W x D: 290 x 115 x 700mm) for mounting acoustic housing and outdoor unit (H <sub>max</sub> : HC100_VI → 700mm / HCY100_VI → 900mm / HC200_VI → 1300mm / HCY200_VI → 1500mm); incl. 4 rubber dampers Silentblock Ø30 H20 and prepared for the integration of the condensate tray (HCDRAINPANVI) in the foot construction; powder-coated in RAL9006 white aluminium
<b>HCFIXBEAMVI</b>	Obligatory beam (H x W x D: 3 x 115 x 700mm) to fix the acoustic housing to the fundament; compatible to outdoor units with H <sub>max</sub> : HC100_VI → 1010mm / HCY100_VI → 1210mm / HC200_VI → 1610mm / HCY200_VI → 1810mm; powder-coated in RAL9006 white aluminium

## Mounting accessories

<b>HCFEETSINOX</b>	Obligatory feet (H x W x D: 90 x 115 x 450mm) for mounting acoustic housing and outdoor unit (H <sub>max</sub> : HC100 → 900mm / HCY100 → 1100mm / HC200 → 1440mm / HCY200 → 1640mm); incl. 4 rubber dampers Silentblock Ø30 H20 and prepared for the integration of the condensate tray (HCDRAINPAN) in the foot construction; in satin brushed stainless steel
<b>HCFEETMINOX</b>	Obligatory feet (H x W x D: 190 x 115 x 450mm) for mounting acoustic housing and outdoor unit (H <sub>max</sub> : HC100 → 800mm / HCY100 → 1000mm / HC200 → 1340mm / HCY200 → 1540mm); incl. 4 rubber dampers Silentblock Ø30 H20 and prepared for the integration of the condensate tray (HCDRAINPAN) in the foot construction; in satin brushed stainless steel
<b>HCFEETLINOX</b>	Obligatory feet (H x W x D: 290 x 115 x 450mm) for mounting acoustic housing and outdoor unit (H <sub>max</sub> : HC100 → 700mm / HCY100 → 900mm / HC200 → 1240mm / HCY200 → 1440mm); incl. 4 rubber dampers Silentblock Ø30 H20 and prepared for the integration of the condensate tray (HCDRAINPAN) in the foot construction; in satin brushed stainless steel
<b>HCFIXBEAMINOX</b>	Obligatory beam (H x W x D: 3 x 115 x 450mm) to fix the acoustic housing to the fundament; compatible to outdoor units with H <sub>max</sub> : HC100 → 1010mm / HCY100 → 1210mm / HC200 → 1550mm / HCY200 → 1750mm; in satin brushed stainless steel
<b>HCFEETSVIINOX</b>	Obligatory feet (H x W x D: 90 x 115 x 700mm) for mounting acoustic housing and outdoor unit (H <sub>max</sub> : HC100_VI → 900mm / HCY100_VI → 1100mm / HC200_VI → 1500mm / HCY200_VI → 1700mm); incl. 4 rubber dampers Silentblock Ø30 H20 and prepared for the integration of the condensate tray (HCDRAINPANVI) in the foot construction; in satin brushed stainless steel
<b>HCFEETMVIINOX</b>	Obligatory feet (H x W x D: 190 x 115 x 700mm) for mounting acoustic housing and outdoor unit (H <sub>max</sub> : HC100_VI → 800mm / HCY100_VI → 1000mm / HC200_VI → 1400mm / HCY200_VI → 1600mm); incl. 4 rubber dampers Silentblock Ø30 H20 and prepared for the integration of the condensate tray (HCDRAINPANVI) in the foot construction; in satin brushed stainless steel
<b>HCFEETLVIINOX</b>	Obligatory feet (H x W x D: 290 x 115 x 700mm) for mounting acoustic housing and outdoor unit (H <sub>max</sub> : HC100_VI → 700mm / HCY100_VI → 900mm / HC200_VI → 1300mm / HCY200_VI → 1500mm); incl. 4 rubber dampers Silentblock Ø30 H20 and prepared for the integration of the condensate tray (HCDRAINPANVI) in the foot construction; in satin brushed stainless steel
<b>HCFIXBEAMVIINOX</b>	Obligatory beam (H x W x D: 3 x 115 x 700mm) to fix the acoustic housing to the fundament; compatible to outdoor units with H <sub>max</sub> : HC100_VI → 1010mm / HCY100_VI → 1210mm / HC200_VI → 1610mm / HCY200_VI → 1810mm; in satin brushed stainless steel



## ACOUSTIC HOUSING

### horizontal air discharge

# SQH 17 dB(A)

Acoustic enclosure **up to 17 dB(A)**  
sound reduction, measured according  
to **DIN EN ISO 3744**

- Designed to reduce the noise emissions of refrigeration, air conditioners and heat pumps without compromising functionality
- Ingenious intake and exhaust air separation for optimum efficiency of the built-in outdoor unit
- Service and maintenance access possible
- Protection against the weather and vandalism
- Can be adapted in colour to the environment

#### Sound insulation SQH acoustic housing

Frequency (Hz)	63	125	250	500	1000	2000	4000	8000	16000
Sound insulation dB(A)	2,0	4,0	9,0	16,0	18,0	18,0	23,0	21,0	22,0


#### MP1 – MP2 = sound level reduction by acoustic housing\*

The difference between the two measurements is the sound level reduction of the acoustic housing.



#### Pressure drop SQH acoustic cabin

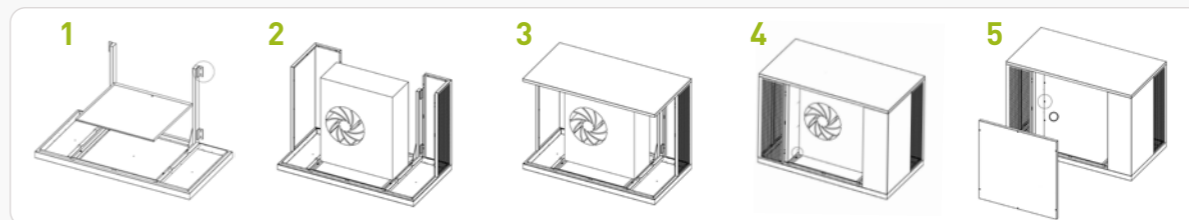
m³/h	850	1200	1500	1900	2400	2975
SQH100 (Pa)	5	10	15	25	40	60
m³/h	1500	2000	2500	3250	4100	4980
SQHY100 (Pa)	5	10	15	25	40	60
m³/h	2400	3500	4250	5450	6800	8400
SQH200 (Pa)	5	10	15	25	40	60



Its flexible design allows the air flow at the inlet and outlet in a plurality of directions, and thus the enlargement of applications



#### Easy installation



Detailed installation manual available on [www.solflex.eu](http://www.solflex.eu)

Solflex Type	Version	Housing dimensions H x W x D (mm)	Weight (kg)	Max. dimensions for installation* H x W x D (mm)
Principle: Suction and discharge configurable on site				
SQHW100NP	RAL9010 pure white	1115 x 1720 x 790	179	1035 x 800 x 350
SQHWY100NP		1305 x 2250 x 1030	229	1225 x 1030 x 430
SQHW200NP		1625 x 2550 x 1180	296	1545 x 1030 x 430
SQHG100NP	RAL7035 pure white	1115 x 1720 x 790	179	1035 x 800 x 350
SQHGY100NP		1305 x 2250 x 1030	229	1225 x 1030 x 430
SQHG200NP		1625 x 2550 x 1180	296	1545 x 1030 x 430

#### Options

<b>SQH100NP Wall Mounted Set</b>	Option for wall mounted execution including wall brackets for the acoustic housing SQH100NP (not for the to be built-in unit) and sound insulated bottom plate
<b>SQHY100NP Wall Mounted Set</b>	Option for wall mounted execution including wall brackets for the acoustic housing QHY100NP (not for the to be built-in unit) and sound insulated bottom plate
<b>SQH200NP Wall Mounted Set</b>	Option for wall mounted execution including wall brackets for the acoustic housing SQH200NP (not for the to be built-in unit) and sound insulated bottom plate
<b>SQH RAL Custom</b>	Painted in custom RAL colour
<b>SQH Transport EU</b>	DAP delivery at place within EU with bulk transport; not discountable

## ACOUSTIC HOUSING

### horizontal air discharge

# SHC 18 dB(A)

Acoustic enclosure **up to 18 dB(A)**  
sound reduction, measured according  
to **DIN EN ISO 3744**

- Designed to reduce the noise emissions of refrigeration, air conditioners and heat pumps without compromising functionality
- Ingenious intake and exhaust air separation for optimum efficiency of the built-in outdoor unit
- Service and maintenance access possible
- Protection against the weather and vandalism
- Can be adapted in colour to the environment

### Sound insulation SHC acoustic housing

Frequency (Hz)	63	125	250	500	1000	2000	4000	8000	16000
Sound insulation dB(A)	2,5	4,9	7,7	14,5	17,7	23,1	22,7	21,6	23,0

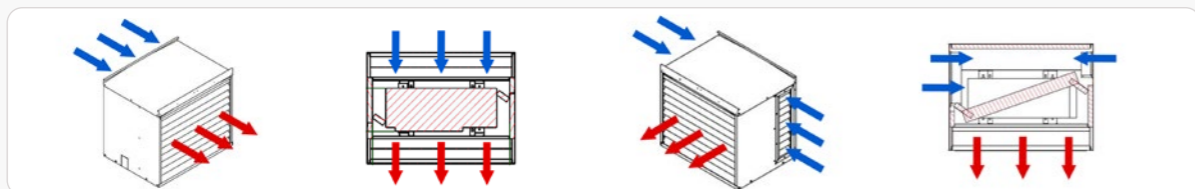
### MP1 – MP2 = sound level reduction by acoustic housing\*

The difference between the two measurements is the sound level reduction of the acoustic housing.



### Pressure drop SHC acoustic cabin

**Lowest pressure drop** over the special acoustic grid with  
the same airflow direction of the installed outdoor



m³/h	1500	2000	2500	3000	3500	4000	4500	5000	5500
SHC100 (Pa)	5	6	7	10	13	16	21	26	32
m³/h	5500	6000	6500	7000	7500	8000	8500	9000	9500
SHC200 (Pa)	9	11	12	13	15	17	19	22	24



### Easy installation Assembled in the factory.

Solflex Type	Version	Housing dimensions H x W x D [mm]	Weight [kg]	Max. dimensions for installation* H x W x D [mm]
Principle: rear intake, front exhaust				
SHC100NA	Magnetis	1165 x 1320 x 1110	280	950 x 1100 x 450
SHCY100NA		1500 x 1320 x 1110	320	1315 x 1100 x 450
SHC200NA		1830 x 1320 x 1110	360	1650 x 1100 x 450
SHC100NAVI		1165 x 1320 x 1360	340	980 x 1100 x 700
SHCY100NAVI		1500 x 1320 x 1360	380	1315 x 1100 x 700
SHC200NAVI		1830 x 1320 x 1360	420	1650 x 1100 x 700
Principle: lateral intake, front exhaust				
SHC100NASA	Magnetis	1165 x 1760 x 1110	300	980 x 1100 x 450
SHCY100NASA		1500 x 1760 x 1110	360	1315 x 1100 x 450
SHC200NASA		1830 x 1760 x 1110	420	1650 x 1100 x 450
SHC100NASAVI		1165 x 1760 x 1360	340	980 x 1100 x 700
SHCY100NASAVI		1500 x 1760 x 1360	400	1315 x 1100 x 700
SHC200NASAVI		1830 x 1760 x 1360	460	1500 x 1100 x 700

### Mounting accessories

<b>HCFEETS</b>	Obligatory feet (H x W x D: 90 x 115 x 450mm) for mounting acoustic housing and outdoor unit (H <sub>max</sub> : SHC100 → 870mm / SHCY100 → 1210mm / SHC200 → 1540mm); incl. 4 rubber dampers Silentblock Ø30 H20 and prepared for the integration of the condensate tray (HCDRAINPAN) in the foot construction; powder-coated in RAL9006 white aluminium
<b>HCFEETM</b>	Obligatory feet (H x W x D: 190 x 115 x 450mm) for mounting acoustic housing and outdoor unit (H <sub>max</sub> : SHC100 → 770mm / SHCY100 → 1110mm / SHC200 → 1440mm); incl. 4 rubber dampers Silentblock Ø30 H20 and prepared for the integration of the condensate tray (HCDRAINPAN) in the foot construction; powder-coated in RAL9006 white aluminium
<b>HCFEETL</b>	Obligatory feet (H x W x D: 290 x 115 x 450mm) for mounting acoustic housing and outdoor unit (H <sub>max</sub> : SHC100 → 670mm / SHCY100 → 1010mm / SHC200 → 1340mm); incl. 4 rubber dampers Silentblock Ø30 H20 and prepared for the integration of the condensate tray (HCDRAINPAN) in the foot construction; powder-coated in RAL9006 white aluminium
<b>HCFIXBEAM</b>	Obligatory beam (H x W x D: 3 x 115 x 450mm) to fix the acoustic housing to the fundament; compatible to outdoor units with H <sub>max</sub> : SHC100 → 980mm / SHCY100 → 1315mm / SHC200 → 1650mm; powder-coated in RAL9006 white aluminium

### Options

<b>SHCBOTTOMPLATE</b>	Sound attenuated base plate to mount the acousting housing on e.g. when standing onto metal grid base
<b>SHCSEPPATE</b>	Custom made plate with acoustic foam in order to close the gap (> 100mm) to prevent recirculation of air between outdoor unit top and acoustic housing; to be modified on site during the installation
<b>SHCSEP100</b>	Acoustic foam part in order to close the gap (< 100mm) to prevent recirculation of air between outdoor unit top and acoustic housing; to be modified on site during the installation
<b>HCDRAINPAN</b>	Condensate tray made of aluminum, including temperature-controlled electronic condensate tray heating, leaf retention grid and oil separator
<b>SHCRSS</b>	Rubber spring stripes according to DIN 4109 to mount the acoustic housing SHC100/200NA onto
<b>SHCSARSS</b>	Rubber spring stripes according to DIN 4109 to mount the acoustic housing SHC100/200NASA onto
<b>SHCRALCUSTOM</b>	Painted in custom RAL colour
<b>SHCTransPORTEU</b>	DAP delivery at place within EU with bulk transport; not discountable
<b>SHCTransPORTCH</b>	DDP delivery at place within Switzerland with bulk transport; not discountable

## ACOUSTIC HOUSING

### horizontal air discharge

# H 18 dB(A)

Acoustic enclosure **up to 18 dB(A)** sound reduction, measured according to **DIN EN ISO 3744**

**Outdoor unit is not visible anymore for neighbours!**





- Designed to reduce the noise emissions of refrigeration, air conditioners and heat pumps without compromising functionality
- Ingenious intake and exhaust air separation for optimum efficiency of the built-in outdoor unit
- Service and maintenance access possible
- Protection against the weather and vandalism
- Can be adapted in colour to the environment

#### Sound insulation H acoustic housing

Frequency (Hz)	63	125	250	500	1000	2000	4000	8000	16000
Sound insulation dB(A)	3,0	2,0	11,0	17,0	20,0	22,0	24,0	22,0	23,0

#### MP1 – MP2 = sound level reduction by acoustic housing\*

The difference between the two measurements is the sound level reduction of the acoustic housing.



#### Pressure drop H acoustic cabin\*\*

**Lowest pressure drop** over the special acoustic grid with the same airflow direction of the installed outdoor



m³/h	1500	2000	2500	3000	3500	4000	4500	5000	5500
H100 (Pa)	5	6	7	10	13	16	21	26	32
m³/h	5500	6000	6500	7000	7500	8000	8500	9000	9500
H200 (Pa)	9	11	12	13	15	17	19	22	24



**Easy installation** Assembled in the factory.

Solflex Type	Version	Housing dimensions H x W x D [mm]	Weight [kg]	Max. dimensions for installation* H x W x D [mm]	Equip- ment
<b>Principle: rear intake, front exhaust</b>					
HS100NA	H---NA V = Galvanized steel and aluminum frame construction	1000 x 1350 x 1240	230	850 x 1200 x 500	1
H100NA		1220 x 1350 x 1240	250	950 x 1200 x 500	1
H200NA		1825 x 1350 x 1240	400	1550 x 1200 x 500	1
H110NA		1220 x 2550 x 1240	500	950 x 1200 x 500	2
H220NA		1825 x 2550 x 1240	800	1550 x 1200 x 500	2
H111NA	H---NA W = Galvanized steel in RAL9010 pure white powder-coated and aluminum frame construction	1220 x 3750 x 1240	700	950 x 1200 x 500	3
H222NA		1825 x 3750 x 1240	1200	1550 x 1200 x 500	3
HX100NA		1390 x 1900 x 1340	400	1050 x 1700 x 600	1
HX200NA		2065 x 1900 x 1340	550	1750 x 1700 x 600	1
HX110NA		1390 x 3600 x 1340	800	1050 x 1700 x 600	2
HX220NA	H---NA G = Galvanized steel in RAL7016 anthracite grey powder-coated and aluminum frame construction	2065 x 3600 x 1340	1100	1750 x 1700 x 600	2
HX111NA		1390 x 5300 x 1340	1200	1050 x 1700 x 600	3
HX222NA		2065 x 5300 x 1340	1650	1750 x 1700 x 600	3
HY100NA		1480 x 1450 x 1340	375	1200 x 1250 x 600	1
HY200NA		2025 x 1450 x 1340	500	1750 x 1250 x 600	1
HY110NA	H---NA A = Galvanized steel in RAL9006 white aluminium powder-coated and aluminum frame construction	1480 x 2750 x 1340	750	1200 x 1250 x 600	2
HY220NA		2025 x 2750 x 1340	1000	1750 x 1250 x 600	2
HY111NA		1480 x 4050 x 1340	1125	1200 x 1250 x 600	3
HY222NA		2025 x 4050 x 1340	1500	1750 x 1250 x 600	3

#### Options

<b>H Drain System</b>	Sound insulated bottom with drainage system
<b>H Drain Pan</b>	Drain pan with oil separator
<b>H Electrical Heater</b>	Temperature-controlled electronic condensate tray heating
<b>H RAL Custom</b>	Painted in custom RAL colour
<b>H Rubber Spring Strip</b>	Rubber spring stripes according to DIN 4109 to mount the acoustic housing onto
<b>H Transport EU</b>	DAP delivery at place within EU with bulk transport; not discountable

## ACOUSTIC HOUSING

### horizontal air discharge

# XH 20 dB(A)

Acoustic enclosure **up to 20 dB(A)** sound reduction, measured according to **DIN EN ISO 3744**

**Outdoor unit is not visible anymore for neighbours!**



- Designed to reduce the noise emissions of refrigeration, air conditioners and heat pumps without compromising functionality
- Ingenious intake and exhaust air separation for optimum efficiency of the built-in outdoor unit
- Service and maintenance access possible
- Protection against the weather and vandalism
- Can be adapted in colour to the environment

### Sound insulation XH acoustic housing

Frequency (Hz)	63	125	250	500	1000	2000	4000	8000	16000
Sound insulation dB(A)	4,0	4,0	12,0	18,0	21,0	24,0	26,0	24,0	24,0

### MP1 – MP2 = sound level reduction by acoustic housing\*

The difference between the two measurements is the sound level reduction of the acoustic housing.



### Pressure drop XH acoustic cabin\*\*

**Lowest pressure drop** over the special acoustic grid with the same airflow direction of the installed outdoor



m³/h	1500	2000	2500	3000	3500	4000	4500	5000	5500
H100 (Pa)	5	6	7	10	13	16	21	26	32
m³/h	5500	6000	6500	7000	7500	8000	8500	9000	9500
H200 (Pa)	9	11	12	13	15	17	19	22	24



**Easy installation** Assembled in the factory.

Solflex Type	Version	Housing dimensions H x W x D [mm]	Weight [kg]	Max. dimensions for installation* H x W x D [mm]	Equip- ment
<b>Principle: rear intake, front exhaust</b>					
XHS100NA	H---NA V = Galvanized steel and aluminum frame construction	1008 x 1350 x 1640	280	850 x 1200 x 500	1
XH100NA		1220 x 1350 x 1640	300	950 x 1200 x 500	1
XH200NA		1825 x 1350 x 1640	480	1550 x 1200 x 500	1
XH110NA		1220 x 2550 x 1640	600	950 x 1200 x 500	2
XH220NA		1825 x 2550 x 1640	960	1550 x 1200 x 500	2
XH111NA	H---NA W = Galvanized steel in RAL9010 pure white powder-coated and aluminum frame construction	1220 x 3750 x 1640	850	950 x 1200 x 500	3
XH222NA		1825 x 3750 x 1640	1440	1550 x 1200 x 500	3
XHX100NA		1390 x 1900 x 1740	450	1050 x 1700 x 600	1
XHX200NA		2065 x 1900 x 1740	630	1750 x 1700 x 600	1
XHX110NA		1390 x 3600 x 1740	900	1050 x 1700 x 600	2
XHX220NA	H---NA G = Galvanized steel in RAL7016 anthracite grey powder-coated and aluminum frame construction	2065 x 3600 x 1740	1260	1750 x 1700 x 600	2
XHX111NA		1390 x 5300 x 1740	1300	1050 x 1700 x 600	3
XHX222NA		2065 x 5300 x 1740	1890	1750 x 1700 x 600	3
XHY100NA		1480 x 1450 x 1740	425	1200 x 1250 x 600	1
XHY200NA		2025 x 1450 x 1740	580	1750 x 1250 x 600	1
XHY110NA	H---NA A = Galvanized steel in RAL9006 white aluminium powder-coated and aluminum frame construction	1480 x 2750 x 1740	850	1200 x 1250 x 600	2
XHY220NA		2025 x 2750 x 1740	1160	1750 x 1250 x 600	2
XHY111NA		1480 x 4050 x 1740	1275	1200 x 1250 x 600	3
XHY222NA		2025 x 4050 x 1740	1740	1750 x 1250 x 600	3

### Options

<b>XH Drain System</b>	Sound insulated bottom with drainage system
<b>XH Drain Pan</b>	Drain pan with oil separator
<b>XH Electrical Heater</b>	Temperature-controlled electronic condensate tray heating
<b>XH RAL Custom</b>	Painted in custom RAL colour
<b>XH Rubber Spring Strip</b>	Rubber spring stripes according to DIN 4109 to mount the acoustic housing onto
<b>XH Transport EU</b>	DAP delivery at place within EU with bulk transport; not discountable

## ACOUSTIC HOUSING

### vertical air discharge

# V 19 dB(A)

Acoustic enclosure **up to 19 dB(A)**  
sound reduction, measured according  
to **DIN EN ISO 3744**


- Designed to reduce the noise emissions of refrigeration, air conditioners and heat pumps without compromising functionality
- Ingenious intake and exhaust air separation for optimum efficiency of the built-in outdoor unit
- Service and maintenance access possible
- Protection against the weather and vandalism
- Can be adapted in colour to the environment

#### Sound insulation V acoustic housing

Frequency (Hz)	63	125	250	500	1000	2000	4000	8000	16000
Sound insulation dB(A)	3,0	4,0	11,0	16,0	23,0	23,0	23,0	20,0	23,0

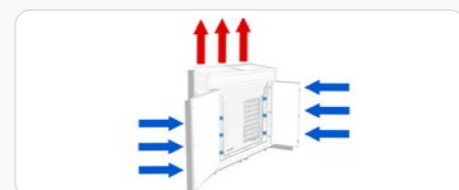
#### MP1 – MP2 = sound level reduction by acoustic housing\*

The difference between the two measurements is the sound level reduction of the acoustic housing.



#### Pressure drop V acoustic cabin\*\*

Lowest pressure drop over the special  
acoustic grid with the same airflow direction  
of the installed outdoor



m³/h	9500	10000	10500	11000	11500	12000	12500	13000	13500
V100 (Pa)	15	18	20	22	23	25	28	30	32
m³/h	13500	14000	14500	15000	15500	16000	16500	17000	17500
V200 (Pa)	15	18	20	21	22	24	26	28	30



#### Easy installation Assembled in the factory.

Solflex Type	Version	Housing dimensions H x W x D [mm]	Weight [kg]	Max. dimensions for installation* H x W x D [mm]	Equip- ment
<b>Principle: Rear and lateral suction, vertical air discharge on top</b>					
V100NA	V---NA V = Galvanized steel and aluminum frame construction	2400 x 1860 x 1450	650	1700 x 1000 x 850	1
V200NA		2400 x 2260 x 1450	800	1700 x 1400 x 850	1
V110NA		2400 x 3060 x 1450	1100	1700 x 1000 x 850	2
V210NA		2400 x 5460 x 1450	1200	[1700 x 1400 x 850] + [1700 x 1000 x 850]	2
V220NA		2400 x 3860 x 1450	1300	1700 x 1400 x 850	2
V111NA		2400 x 4260 x 1450	1500	1700 x 1000 x 850	3
V211NA		2400 x 4660 x 1450	1600	[1700 x 1400 x 850] + 2 x [1700 x 1000 x 850]	3
V221NA	V---NA W = Galvanized steel in RAL9010 pure white powder-coated and aluminum frame construction	2400 x 5060 x 1450	1650	2 x [1700 x 1400 x 850] + [1700 x 1000 x 850]	3
V222NA		2400 x 5460 x 1450	1700	1700 x 1400 x 850	3
VX100NA		2600 x 2160 x 1650	700	1900 x 1300 x 1050	1
VX200NA		2600 x 2610 x 1650	850	1900 x 1750 x 1050	1
VX110NA		2600 x 3660 x 1650	1250	1900 x 1300 x 1050	2
VX210NA		2600 x 4100 x 1650	1350	[1900 x 1750 x 1050] + [1900 x 1300 x 1050]	2
VX220NA		2600 x 4560 x 1650	1450	1900 x 1750 x 1050	2
VX111NA	V---NA G = Galvanized steel in RAL7016 anthracite grey powder-coated and aluminum frame construction	2600 x 5160 x 1650	1550	1900 x 1300 x 1050	3
VX211NA		2600 x 5600 x 1650	1650	[1900 x 1750 x 1050] + 2 x [1900 x 1750 x 1050]	3
VX221NA		2600 x 6060 x 1650	1720	2 x [1900 x 1750 x 1050] + [1900 x 1300 x 1050]	3
VX222NA		2600 x 6560 x 1650	1820	1900 x 1750 x 1050	3
VY100NA	V---NA A = Galvanized steel in RAL9006 white aluminium powder- coated and aluminum frame construction	2800 x 1860 x 1650	750	2100 x 1000 x 1050	1
VY200NA		2800 x 2260 x 1650	900	2100 x 1400 x 1050	1
VY110NA		2800 x 3060 x 1650	1250	2100 x 1000 x 1050	2
VY210NA		2800 x 3460 x 1650	1350	[2100 x 1400 x 1050] + [2100 x 1000 x 1050]	2
VY220NA		2800 x 3860 x 1650	1450	2100 x 1400 x 1050	2
VY111NA		2800 x 4260 x 1650	1600	2100 x 1000 x 1050	3
VY211NA		2800 x 4660 x 1650	1700	[2100 x 1400 x 1050] + 2 x [2100 x 1000 x 1050]	3
VY221NA		2800 x 5060 x 1650	1800	2 x [2100 x 1400 x 1050] + [2100 x 1000 x 1050]	3
VY222NA		2800 x 5460 x 1650	1900	2100 x 1400 x 1050	3

#### Options

<b>V Drain System</b>	Sound insulated bottom with drainage system
<b>V Drain Pan</b>	Drain pan with oil separator
<b>V Electrical Heater</b>	Temperature-controlled electronic condensate tray heating
<b>V Hood</b>	Deflection arc for blowing in horizontal direction
<b>V RAL Custom</b>	Painted in custom RAL colour
<b>V Rubber Spring Strip</b>	Rubber spring stripes according to DIN 4109 to mount the acoustic housing onto
<b>V Lock</b>	Integrated lock case
<b>V Transport EU</b>	DAP delivery at place within EU (main land) without installation; not discountable

## ACOUSTIC HOUSING

### vertical air discharge

# XV 23 dB(A)

Acoustic enclosure **up to 23 dB(A)**  
sound reduction, measured according  
to **DIN EN ISO 3744**


- Designed to reduce the noise emissions of refrigeration, air conditioners and heat pumps without compromising functionality
- Ingenious intake and exhaust air separation for optimum efficiency of the built-in outdoor unit
- Service and maintenance access possible
- Protection against the weather and vandalism
- Can be adapted in colour to the environment

#### Sound insulation XV acoustic housing

Frequency (Hz)	63	125	250	500	1000	2000	4000	8000	16000
Sound insulation dB(A)	3,0	5,0	16,0	22,0	27,0	26,0	29,0	28,0	29,0

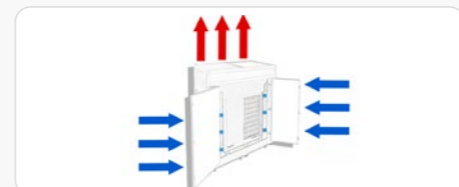
#### MP1 – MP2 = sound level reduction by acoustic housing\*

The difference between the two measurements is the sound level reduction of the acoustic housing.



#### Pressure drop XV acoustic cabin\*\*

Lowest pressure drop over the special  
acoustic grid with the same airflow direction  
of the installed outdoor



m³/h	9500	10000	10500	11000	11500	12000	12500	13000	13500
V100 (Pa)	15	18	20	22	23	25	28	30	32
m³/h	13500	14000	14500	15000	15500	16000	16500	17000	17500
V200 (Pa)	15	18	20	21	22	24	26	28	30



#### Easy installation Assembled in the factory.

Solflex Type	Version	Housing dimensions H x W x D [mm]	Weight [kg]	Max. dimensions for installation* H x W x D [mm]	Equip- ment
<b>Principle: Rear and lateral suction, vertical air discharge on top</b>					
XV100NA	V---NA V = Galvanized steel and aluminum frame construction	2400 x 2560 x 1850	845	1700 x 1000 x 850	1
XV200NA		2400 x 2960 x 1850	1040	1700 x 1400 x 850	1
XV110NA		2400 x 3760 x 1850	1430	1700 x 1000 x 850	2
XV210NA		2400 x 4160 x 1850	1560	[1700 x 1400 x 850] + [1700 x 1000 x 850]	2
XV220NA		2400 x 4560 x 1850	1690	1700 x 1400 x 850	2
XV111NA		2400 x 4960 x 1850	1950	1700 x 1000 x 850	3
XV211NA		2400 x 5360 x 1850	2080	[1700 x 1400 x 850] + 2 x [1700 x 1000 x 850]	3
XV221NA	V---NA W = Galvanized steel in RAL9010 pure white powder-coated and aluminum frame construction	2400 x 5760 x 1850	2210	2 x [1700 x 1400 x 850] + [1700 x 1000 x 850]	3
XV222NA		2400 x 6160 x 1850	2300	1700 x 1400 x 850	3
XVX100NA		2600 x 2860 x 2050	910	1900 x 1300 x 1050	1
XVX200NA		2600 x 3300 x 2050	1105	1900 x 1750 x 1050	1
XVX110NA		2600 x 4360 x 2050	1625	1900 x 1300 x 1050	2
XVX210NA		2600 x 4800 x 2050	1755	[1900 x 1750 x 1050] + [1900 x 1300 x 1050]	2
XVX220NA		2600 x 5260 x 2050	1885	1900 x 1750 x 1050	2
XVX111NA	V---NA G = Galvanized steel in RAL7016 anthracite grey powder-coated and aluminum frame construction	2600 x 5860 x 2050	2015	1900 x 1300 x 1050	3
XVX211NA		2600 x 6300 x 2050	2145	[1900 x 1750 x 1050] + 2 x [1900 x 1750 x 1050]	3
XVX221NA		2600 x 6760 x 2050	2236	2 x [1900 x 1750 x 1050] + [1900 x 1300 x 1050]	3
XVX222NA		2600 x 7260 x 2050	2366	1900 x 1750 x 1050	3
XVY100NA		2800 x 2560 x 2050	975	2100 x 1000 x 1050	1
XVY200NA		2800 x 2960 x 2050	1170	2100 x 1400 x 1050	1
XVY110NA		2800 x 3760 x 2050	1625	2100 x 1000 x 1050	2
XVY210NA	V---NA A = Galvanized steel in RAL9006 white aluminium powder- coated and aluminum frame construction	2800 x 4160 x 2050	1755	[2100 x 1400 x 1050] + [2100 x 1000 x 1050]	2
XVY220NA		2800 x 4560 x 2050	1885	2100 x 1400 x 1050	2
XVY111NA		2800 x 4960 x 2050	2080	2100 x 1000 x 1050	3
XVY211NA		2800 x 5360 x 2050	2210	[2100 x 1400 x 1050] + 2 x [2100 x 1000 x 1050]	3
XVY221NA		2800 x 5760 x 2050	2340	2 x [2100 x 1400 x 1050] + [2100 x 1000 x 1050]	3
XVY222NA		2800 x 6160 x 2050	2470	2100 x 1400 x 1050	3

#### Options

<b>XV Drain System</b>	Sound insulated bottom with drainage system
<b>XV Drain Pan</b>	Drain pan with oil separator
<b>XV Electrical Heater</b>	Temperature-controlled electronic condensate tray heating
<b>XV Hood</b>	Deflection arc for blowing in horizontal direction
<b>XV RAL Custom</b>	Painted in custom RAL colour
<b>XV Rubber Spring Strip</b>	Rubber spring stripes according to DIN 4109 to mount the acoustic housing onto
<b>XV Lock</b>	Integrated lock case
<b>XV Transport EU</b>	DAP delivery at place within EU (main land) without installation; not discountable

## ACOUSTIC HOUSING

### vertical air discharge

# SQV 25 dB(A)

Acoustic enclosure **up to 25 dB(A)**  
sound reduction, measured according  
to **DIN EN ISO 3744**

- Designed to reduce the noise emissions of refrigeration, air conditioners and heat pumps without compromising functionality
- Ingenious intake and exhaust air separation for optimum efficiency of the built-in outdoor unit
- Service and maintenance access possible
- Protection against the weather and vandalism
- Can be adapted in colour to the environment

### Sound insulation SQV acoustic housing

Frequency (Hz)	63	125	250	500	1000	2000	4000	8000	16000
Sound insulation dB(A)	5,1	7,8	18,6	24,1	24,4	24,9	27,1	26,5	23,3

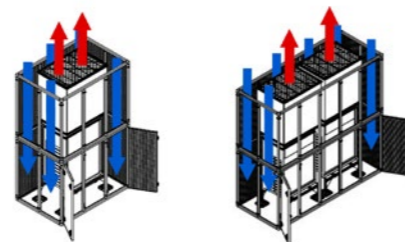
### MP1 – MP2 = sound level reduction by acoustic housing\*

The difference between the two measurements is the sound level reduction of the acoustic housing.



### Pressure drop SQV acoustic cabin

The silencer is tailor-made, with a maximum pressure drop of 25 Pa. It is therefore produced on a project-specific basis for the respective outdoor unit that is to be sound-proofed.



Solflex Type	Version	Housing dimensions H x W x D [mm]	Weight [kg]	Max. dimensions for installation* H x W x D [mm]	Equip- ment
<b>Principle: Vertical air suction on top, vertical air discharge on top</b>					
SQV100NP	SQV---NP V = Galvanized steel and aluminum frame construction	3400 x 1600 x 1600	520	on request	1
SQV200NP		3400 x 2375 x 1600	700	on request	2
SQV210NP		3400 x 3150 x 1600	880	on request	3
SQV220NP	SQV---NP W = Galvanized steel in RAL9010 pure white powder-coated and aluminum frame construction	3400 x 3925 x 1600	1060	on request	4
SQV221NP		3400 x 4700 x 1600	1240	on request	5
SQV222NP		3400 x 5475 x 1600	1420	on request	6
SQVY100NP	SQV---NP G = Galvanized steel in RAL7016 anthracite grey powder-coated and aluminum frame construction	3800 x 1600 x 1600	570	on request	1
SQVY200NP		3800 x 2375 x 1600	760	on request	2
SQVY210NP		3800 x 3150 x 1600	950	on request	3
SQVY220NP	SQV---NP A = Galvanized steel in RAL9006 white aluminium powder-coated and aluminum frame construction	3800 x 3925 x 1600	1140	on request	4
SQVY221NP		3800 x 4700 x 1600	1340	on request	5
SQVY222NP		3800 x 5475 x 1600	1530	on request	6

### Options

<b>SQV 4 Feet</b>	SQV 4 Feet support system; material: galvanized steel; dimensions (H x W x D): 470 x 1.550 x 1.275mm; weight: ca. 22,5 kg; max. load: 400 kg
<b>SQV 6 Feet</b>	SQV 6 Feet support system; material: galvanized steel; dimensions (H x W x D): 470 x 2.800 x 1.275mm; weight: ca. 42,25 kg; max. load: 600 kg
<b>SQV 8 Feet</b>	SQV 6 Feet support system; material: galvanized steel; dimensions (H x W x D): 470 x 2.800 x 1.275mm; weight: ca. 42,25 kg; max. load: 600 kg
<b>SQV Drain Pan</b>	Drain pan with oil separator; incl. fixations to mount onto big foot system
<b>SQV Electrical Heater</b>	Temperature-controlled electronic condensate tray heating
<b>SQV Hood</b>	Deflection arc for blowing in horizontal direction
<b>SQV Bottom Plate</b>	Sound attenuated base plate with controlled drain to mount the acoustic housing on e.g. when standing onto metal grid base
<b>SQV Damping Mat</b>	Damping mat made of recycled rubber granules 1000 x 1000mm; t=10mm
<b>SQV Rubber Spring Strip</b>	Rubber spring stripes according to DIN 4109 to mount the acoustic housing onto
<b>SDW Foot S</b>	Adjustable foot 18–30mm
<b>SDW Foot L</b>	Adjustable foot 30–50mm
<b>SDW Clamp</b>	Clamp incl. rubber pad; L: 100mm
<b>SQV RAL Custom</b>	Painted in custom RAL colour
<b>SQV Transport EU</b>	DAP delivery at place within EU (main land) without installation; not discountable

## ACOUSTIC HOUSING

### vertical air discharge

# XQV 28 dB(A)

Acoustic enclosure **up to 28 dB(A)**  
sound reduction, measured according  
to **DIN EN ISO 3744**

- Designed to reduce the noise emissions of refrigeration, air conditioners and heat pumps without compromising functionality
- Ingenious intake and exhaust air separation for optimum efficiency of the built-in outdoor unit
- Service and maintenance access possible
- Protection against the weather and vandalism
- Can be adapted in colour to the environment

### Sound insulation XQV acoustic housing

Frequency (Hz)	63	125	250	500	1000	2000	4000	8000	16000
Sound insulation dB(A)	6,1	11,0	20,2	29,1	29,3	29,8	29,2	28,6	25,4

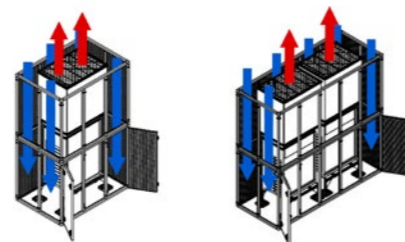
### MP1 – MP2 = sound level reduction by acoustic housing\*

The difference between the two measurements is the sound level reduction of the acoustic housing.



### Pressure drop XQV acoustic cabin

The silencer is tailor-made, with a maximum pressure drop of 40 Pa. It is therefore produced on a project-specific basis for the respective outdoor unit that is to be sound-proofed.



Solflex Type	Version	Housing dimensions H x W x D [mm]	Weight [kg]	Max. dimensions for installation* H x W x D [mm]	Equip- ment
Principle: Vertical air suction on top, vertical air discharge on top					
XQV100NP	XQV---NP V = Galvanized steel and aluminum frame construction	4800 x 1700 x 1700	950	on request	1
XQV200NP	XQV---NP W = Galvanized steel in RAL9010 pure white powder-coated and aluminum frame construction	4800 x 2475 x 1700	1260	on request	2
XQV210NP	XQV---NP G = Galvanized steel in RAL7016 anthracite grey powder-coated and aluminum frame construction	4800 x 3250 x 1700	1570	on request	3
XQV220NP	XQV---NP A = Galvanized steel in RAL9006 white aluminium powder-coated and aluminum frame construction	4800 x 4025 x 1700	1880	on request	4
XQV221NP	XQV---NP	4800 x 1800 x 1700	2190	on request	5
XQV222NP	XQV---NP	4800 x 5575 x 1700	2500	on request	6

### Options

SQV 4 Feet	SQV 4 Feet support system; material: galvanized steel; dimensions (H x W x D): 470 x 1.550 x 1.275mm; weight: ca. 22,5 kg; max. load: 400 kg
SQV 6 Feet	SQV 6 Feet support system; material: galvanized steel; dimensions (H x W x D): 470 x 2.800 x 1.275mm; weight: ca. 42,25 kg; max. load: 600 kg
SQV 8 Feet	SQV 6 Feet support system; material: galvanized steel; dimensions (H x W x D): 470 x 2.800 x 1.275mm; weight: ca. 42,25 kg; max. load: 600 kg
SQV Drain Pan	Drain pan with oil separator; incl. fixations to mount onto big foot system
SQV Electrical Heater	Temperature-controlled electronic condensate tray heating
SQV Hood	Deflection arc for blowing in horizontal direction
SQV Bottom Plate	Sound attenuated base plate with controlled drain to mount the acoustic housing on e.g. when standing onto metal grid base
SQV Damping Mat	Damping mat made of recycled rubber granules 1000 x 1000mm; t=10mm
SQV Rubber Spring Strip	Rubber spring stripes according to DIN 4109 to mount the acoustic housing onto
SDW Foot S	Adjustable foot 18–30mm
SDW Foot L	Adjustable foot 30–50mm
SDW Clamp	Clamp incl. rubber pad; L: 100mm
SQV RAL Custom	Painted in custom RAL colour
SQV Transport EU	DAP delivery at place within EU (main land) without installation; not discountable

## SOUND ATTENUATOR

### Splitter sound attenuator / Circular silencer / Modular silencer

4 SOUND ATTENUATOR | Splitter sound attenuator / Circular silencer / Modular silencer




**Splitter sound attenuator:** Silencer with built-in backdrops and aerodynamically profiled frame, measured according to **DIN EN ISO 7235**

#### Sound insulation Circular silencer

<b>KSD1000</b>								
Frequency (Hz)	63	125	250	500	1000	2000	4000	8000
Sound insulation dB(A)	4,0	10,0	22,0	23,0	26,0	19,0	13,0	11,0
<b>KSD1250</b>								
Frequency (Hz)	63	125	250	500	1000	2000	4000	8000
Sound insulation dB(A)	4,0	12,0	27,0	28,0	31,0	22,0	14,0	12,0
<b>KSD1500</b>								
Frequency (Hz)	63	125	250	500	1000	2000	4000	8000
Sound insulation dB(A)	5,0	15,0	32,0	33,0	36,0	25,0	16,0	14,0
<b>KSD2000</b>								
Frequency (Hz)	63	125	250	500	1000	2000	4000	8000
Sound insulation dB(A)	6,0	19,0	42,0	43,0	47,0	31,0	18,0	16,0
<b>KSD2500</b>								
Frequency (Hz)	63	125	250	500	1000	2000	4000	8000
Sound insulation dB(A)	8,0	24,0	49,0	50,0	50,0	37,0	22,0	18,0

#### Measurement method according to DIN EN ISO 7235



**Circular silencer:** Circular silencer with insertion loss, measured according to **DIN EN ISO 7235**. High acoustic effectiveness due to built-in core. Optimized to reduce the pressure difference on the inflow side with a streamlined dome.

#### Sound insulation Circular silencer

<b>RSD1000</b>								
Frequency (Hz)	63	125	250	500	1000	2000	4000	8000
Sound insulation dB(A)	2,0	5,0	10,0	20,0	33,0	27,0	17,0	12,0
<b>RSD1500</b>								
Frequency (Hz)	63	125	250	500	1000	2000	4000	8000
Sound insulation dB(A)	4,0	7,0	13,0	28,0	50,0	41,0	23,0	14,0

**Modular silencer:** Worldwide patented modular silencer **MSD** to solve sound problems in ventilation systems efficiently and almost without building costs

- Flexible use and adaptation to the duct or pipe
- No additional component required by direct insertion into the duct section
- MSD are light and take little volume = low transport cost
- Easy and quick retrofitting in case of noise problems
- High sound insulation performance, low pressure loss
- Adaptable for rectangular and round ducts
- The modules are washable and long lasting, optimal price / performance ratio

#### Sound insulation modular silencer

Frequency (Hz)	63	125	250	500	1000	2000	4000	8000	16000
without silencer dB(A)	85,4	84,1	75,1	86,4	75,1	75,2	75,5	73,2	89,0
with MSD dB(A)	60,9	73,2	60,0	54,2	34,6	30,3	30,2	32,1	63,9

#### MP1 – MP2 = sound level reduction by acoustic housing\*


The difference between the two measurements is the sound level reduction of the acoustic housing.



\* The measurement tolerance of +/- 1.5 dB(A) or tolerance range of 3 dB(A) according to DIN EN ISO 3744 was not taken in consideration and we publish only the minimum sound level reduction values.

## ACOUSTIC SCREENS

### 50mm / 90mm / 100mm



Simple and cheapest solution for sound problems in a certain direction; available in any desired size

#### Sound reduction index SDW 50mm measured according to EN ISO 10140-2:2010

Rating in accordance to EN ISO 717-1:1996

$R_w = 25$  dB

$R_w [C_{tr, 50-5000}] = 20$  dB

Frequency (Hz)	63	125	250	500	1000	2000	4000
Sound reduction dB(A)	11,9	12,5	15,1	24,4	24,8	26,0	25,9

#### Measurement method

- L1:** Sound pressure level in the sending room, in dB
- L2:** Sound pressure level in the receiving room, in dB



$$R = L1 - L2 + 10 \log (S/A)$$



#### Sound reduction index SDW 90mm measured according to EN ISO 10140-2:2010

Rating in accordance with EN ISO 717-1:1996

$R_w = 27$  dB

$R_w [C_{tr, 50-5000}] = 23$  dB

Frequency (Hz)	63	125	250	500	1000	2000	4000
Sound reduction dB(A)	12,3	13,9	19,9	29,1	26,1	26,8	27,9

#### Sound absorption coefficient SDW 90mm measured according to EN ISO 354:2003

Rating in accordance with EN ISO 11654:1997

Weighted sound absorption coefficient  $\alpha_w = 1,00$

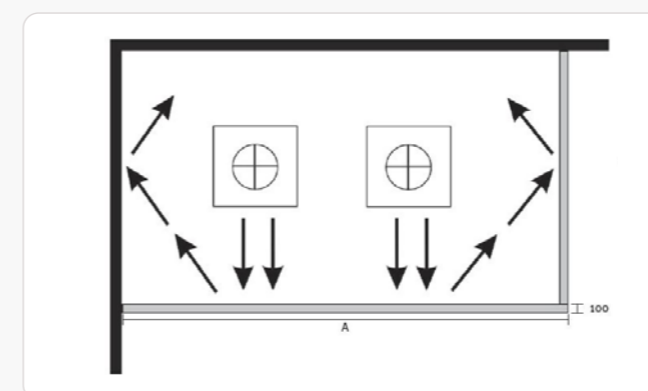
Acoustical absorption class = A

NRC = 1

SAA = 1,01

Frequency (Hz)	125	250	500	1000	2000	4000
Sound absorption coefficient $\alpha$	0,25	0,75	1,00	1,00	0,95	0,95

#### Easy installation



Detailed installation manual available on [www.solflex.eu](http://www.solflex.eu)



#### Sound absorption coefficient SDW 50mm measured according to EN ISO 354:2003

Rating in accordance with EN ISO 11654:1997

Weighted sound absorption coefficient  $\alpha_w = 1,00$

Acoustical absorption class = A

NRC = 0,95

SAA = 0,93

Frequency (Hz)	125	250	500	1000	2000	4000
Sound absorption coefficient $\alpha$	0,25	0,75	1,00	1,00	0,95	0,95

# ACOUSTIC SCREENS

## 50mm / 90m / 100mm

### Sound reduction index SDW 100mm

measured according to EN ISO 10140-2:2010

Rating in accordance with EN ISO 717-1:1996

R<sub>w</sub> = 27 dB

R<sub>w</sub> (C<sub>tr</sub>, 50-5000) = 23 dB

Frequency (Hz)	63	125	250	500	1000	2000	4000
Sound reduction dB(A)	12,3	13,9	19,9	29,1	26,1	26,8	27,9

### Sound absorption coefficient SDW 100mm

measured according to EN ISO 354:2003

Rating in accordance with EN ISO 11654:1997

Weighted sound absorption coefficient α<sub>w</sub> = 1,00

Acoustical absorption class = A

NRC = 1

SAA = 1,01

Frequency (Hz)	125	250	500	1000	2000	4000
Sound absorption coefficient α	0,25	0,75	1,00	1,00	0,95	0,95

### Options SDW 50mm / 90mm

SDW Foot S	Adjustable foot 18–30mm
SDW Foot L	Adjustable foot 30–50mm
SDW Foot XL	Adjustable foot 35–70mm
SDW Clamp	Clamp incl. rubber pad L: 100mm
SDW Hood 1F	Deflection arc for discharge in vertical direction for outdoor unit with 1 fan
SDW Hood 2F	Deflection arc for discharge in vertical direction for outdoor unit with 2 fans
SDW RAL Custom	Painted in custom RAL colour
SDW Transport EU	DAP delivery at place within EU (main land) without installation; not discountable

Solflex Type	Version	Housing dimensions H x W x D [mm]	Weight [kg/m²]
SDW 50mm	<b>V</b> = Galvanized steel and aluminum frame construction	H and W made to measure, D=50mm	20
SDW T 50mm*	<b>W</b> = Galvanized steel in RAL9010 pure white powder-coated and aluminum frame construction	H and W made to measure, D=50mm	20
SDW 90mm	<b>G</b> = Galvanized steel in RAL7016 anthracite grey powder-coated and aluminum frame construction	H and W made to measure, D=90mm	20
SDW T 90mm*	<b>A</b> = Galvanized steel in RAL9006 white aluminium powder-coated and aluminum frame construction	H and W made to measure, D=90mm	20
SDW 100mm	<b>B</b> = Galvanized steel in RAL5010 gentian blue powder-coated and aluminum frame construction	H and W made to measure, D=100mm	25

### Options SDW 100mm

SDW Door 100mm	Steel door equipped as an escape door, opening from the inside to the outside, including construction for integration in the SDW 100mm sound insulation wall
SDW RAL Custom	Painted in cusotm RAL colour
SDW Transport EU	DAP delivery at place within EU (main land) without installation; not discountable



\* T = with removable panels / access door  
List prices available on [www.solflex.eu](http://www.solflex.eu)

## FURTHER PRODUCTS

### Acoustic louvres / Custom made



#### Acoustic louvres:

Acoustic louvres in 4 available depths (200, 300, 400, 600mm), filled with acoustically absorbing material for **maximum sound insulation**

As standard, the Solflex acoustic louvres are made of galvanized or powder-coated sheet metal in RAL colors. Depending on the insulation required, the depth of the blinds can be selected from **4 available dimensions** (200, 300, 400 and 600mm depth). The width is arbitrary possible for 100mm from 300 to 2.500mm. The height is arbitrary possible, each 150mm from 450 to 2.250mm.

The entrance openings are equipped with bird protection nets as standard. The acoustic louvres serve as sound absorbing elements for ventilation openings of noisy rooms in order to reduce the noise emissions into open air (or in interspaces).

Price on request.

#### Sound insulation acoustic louvres according to EN ISO 11691

Depth 200mm								
Frequency (Hz)	63	125	250	500	1000	2000	4000	8000
Sound insulation dB(A)	4,0	6,0	7,0	12,0	12,0	13,0	14,0	14,0
Depth 300mm								
Frequency (Hz)	63	125	250	500	1000	2000	4000	8000
Sound insulation dB(A)	7,0	8,0	8,0	17,0	18,0	19,0	18,0	19,0
Depth 400mm								
Frequency (Hz)	63	125	250	500	1000	2000	4000	8000
Sound insulation dB(A)	15,0	10,0	12,0	22,0	23,0	23,0	23,0	24,0
Depth Tiefe 600mm								
Frequency (Hz)	63	125	250	500	1000	2000	4000	8000
Sound insulation dB(A)	7,0	9,0	12,0	26,0	27,0	25,0	27,0	29,0

#### Custom made:

Custom made sound insulation housings in a variety of designs

#### Custom-made Solflex sound insulation housings:

- for refrigeration systems
- with built-in technical fittings
- with special sound insulation for certain frequencies
- with isolators for efficient vibration isolation or decoupling of structure-borne noise
- Foil wrapping with its own design and design options, such as advertising
- High quality version in stainless steel



## Questions?



### **Solflex GmbH**

Am Feuerstein 282

A-2392 Wienerwald, Austria

+43 2238 203 36, [office@solflex.eu](mailto:office@solflex.eu)

GC-05/2022-ENG